

URIT-5250

5-Part-Diff
Auto Hematology Analyzer



LAB Market

لاب ماركت


- مستلزمات معملية
- كيمائيات
- أجهزة
- صيانة

01210312346
01016163354

بنها - عمارة ٢ غرب الاستاد - بجوار كنتاكي - خلف نقابة الاطباء ومطعم الرشيدى

URIT
5250

Auto
Hematology Analyzer



- Laser light multi-dimensional cell classification
- Resistant RBC mode
- WIC and WOC for WBC counting
- Up to 60 samples per hour throughput
- WBC 5 part diff with sheath reagent only
- Support both whole blood and capillary blood samples
- Four reagents for 25 parameters



LAB Market

بنها - عمارة ٢ غرب الاستناد - بجوار كنتاكي - خلف نقابة الاطباء ومطعم الرشيدى

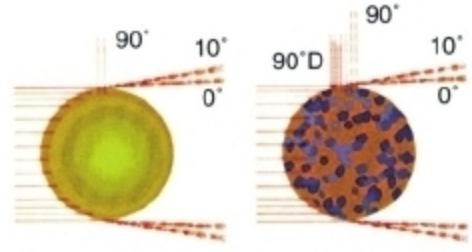
لاب ماركت

- مستلزمات معملية
- كيمائيات
- أجهزة
- صيانة

01210312346
01016163354

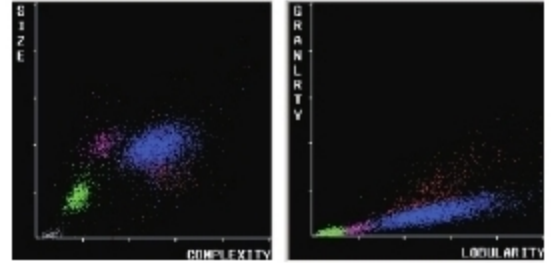
Semi-conductor laser

URIT-5250 Auto Hematology Analyzer uses semi-conductor laser for the flow cytometry system. Through calculations of different angles via laser scatters, the instrument provides complete analysis including cell size, granularity and complexity.



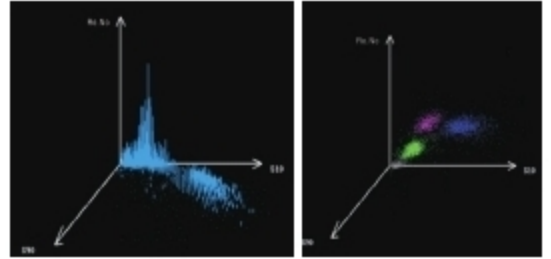
One channel give complete differentiate WBC

URIT-5250 counts lymphocyte, monocyte, neutrophil, eosinophil and basophil in WOC channel.



3D stereograms

Not only scatter grams but also 3D stereograms are provided by Urit-5250 that the WBC differentiation would be presented on different views.



LAB Market

بنها - عمارة ٢ غرب الاستاد - بجوار كنتاكي - خلف نقابة الاطباء ومطعم الرشيدى

لاب ماركت

- مستلزمات معملية
- كيمائيات
- أجهزة
- صيانة

01210312346
01016163354

URIT 5250 | Auto Hematology Analyzer

| Specifications |

28 parameters	WBC,LYM%,MON%,NEU%,EOS%,BASO%,LYM#,MON#,NEU#,EOS#,BAS#,RBC,HGB, HCT,MCV,MCH,MCHC,RDW_CV,RDW_SD,PLT,MPV,PDW,PCT,P_LCR,P_LCC, RETIC_ABS,RETIC, IRF 2 Histograms for RBC and PLT 2 Scatter grams: 5-part differential scatter gram Eosinophils and Moutrophils scatter gram 2 3-D stereograms
Principles of operation	WBC/DIFF: Flow Cytometry, Laser light multi-dimensional cell classification WBC Analysis: Optical and impedance measurements RBC/PLT Analysis: Impedance method HGB test: Cyanide-free reagent colorimetry
Reagent	Diluent, Sheath, Detergent,Lyse
Sampling modes	Whole blood : 20µL Pre-diluent : 20µL
Aperture Diameter	WBC 100 µ m, RBC/PLT 68 µ m
Throughput	Whole blood : up to 60 samples per hour Pre-diluent : up to 60 samples per hour
Data storage	Up to 200,000 sample results with grams
Alarms	Error messages
Display	PC display (17 inch color TFT)
Dimension	598.5MM (L) × 585. 5MM (W) × 488. 5MM (H)
Power	220V,50/60Hz 600VA



لاب ماركت

- مستلزمات معملية
- كيمائيات
- أجهزة
- صيانة

LAB Market

01210312346
01016163354

بنها - عمارة ٢ غرب الاستاد - بجوار كنتاكي - خلف نقابة الاطباء ومطعم الرشيدى