

Precise & Trustworthy



Technical Specifications

Operational display	Colored HD touchscreen
Principle of detection	Principle of light reflection
Display of results	HbA1c:NGSP+IFCC CRP:CRP+hsCRP
Memory storage	300 test results
Working environment	Temperature: 5-40°C/ Humidity: 15-75%
Size	178 x 195 x 77 (mm)
Weight	730g (excluding electrical charger)



LAB Market

لاب ماركت

- مستلزمات معملية
- كيمويات
- أجهزة
- صيانة

01016163354

بنها - عمارة ٢ غرب الاستاد - بجوار كنتاكي - خلف نقابة الاطباء ومطعم الرشيدى

UNT5000

Specific Proteins Analyzer

HbA1c + CRP

We can find answer from a drop of blood



UNT5000

Specific Proteins Analyzer



Glycated Hemoglobin Test Kit



C-Reaction Protein Test Kit



Touchscreen
Colored HD touchscreen with user-friendly display



Simple Operation
Simply insert the sample plate and allow the analyzer to load automatically. Operational errors are minimized.



Clear Instruction
Instructions are provided by intuitive graphical display and step-by-step voice instruction.



Quality Control
Automatic calibration of the device effectively guarantees the accuracy of the results. The results of quality control are stored separately and can be easily reviewed.



Convenient Sample Handling
Handy operation to reduce operational mistakes



Only 5 ul of blood is needed for the test



Takes 7 seconds to obtain the test results (with no more than 3 minutes for the whole process)



Quick and Convenient
Voice and graphical tips are provided throughout the process for easy manipulation



Reliable Results
Both accuracy and precision of the quantitative measurement of the device have met the international standards



High Performance-to-Price Ratio
Greater accuracy with lower costs



Patient ID/Operator ID
Patient ID and operator ID can be imported by barcode scan



Examination Extension
The analyzer can be extended to perform several types of examinations (e.g. HbA1c, ACR, lactate, etc)

HbA1c Test Kit

Glycated Hemoglobin Test Kit



Principle of Assay
Boronate affinity chromatography



Quick
No more than 3 minutes for a single test;
Perform more than 100 tests per hour in the quick mode;



Reliable
Automatic device calibration,
CV < 3%;



Measuring Range
3% ~ 15% (9 ~ 140mmol/mol);
Packed cell volume compensation;

Technical Specifications

Principle of the assay	Boronate affinity chromatography
Total testing time	Less than 3 minutes
Measuring range	3% ~ 15% (9 ~ 140mmol/mol)
Applicable sample	Finger prick or venous whole blood
Sample volume	5 ul
Package	Individual package for every test unit

Testing Procedure



Sample

Put the 5 ul sample into reagent R1 and mix thoroughly

Transfer

Transfer 25 ul of the mixture to the cartridge

Elution

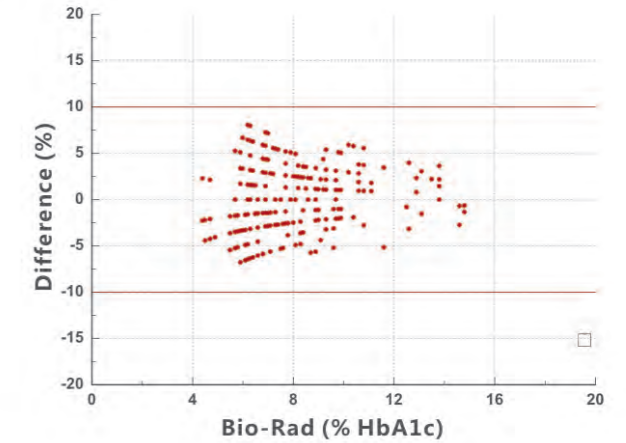
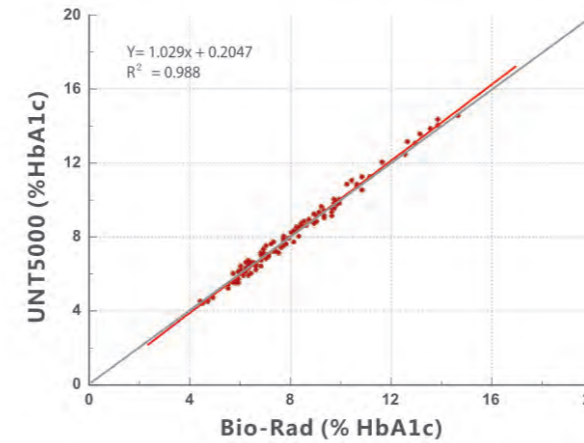
Add 25 ul of reagent R2 to the cartridge

Detection

Place the cartridge in the analyzer for evaluation

Precision Assessment

By running performance tests on the reagents using UNT5000 and Bio-Rad D10, the results have shown high precision of the reagents.



Within-run Precision Assessment

By testing every sample for 30 times:

Sample	Mean	CV
Low value	5.5	2.1%
Mid-value	8.6	2.2%
High value	11.3	1.8%

Between-run Precision Assessment

By testing every sample for 10 times everyday, for 20 days:

Sample	Mean	CV
Low value	5.5	2.4%
Mid-value	8.5	2.1%
High value	11.5	2.2%

Significance of HbA1c

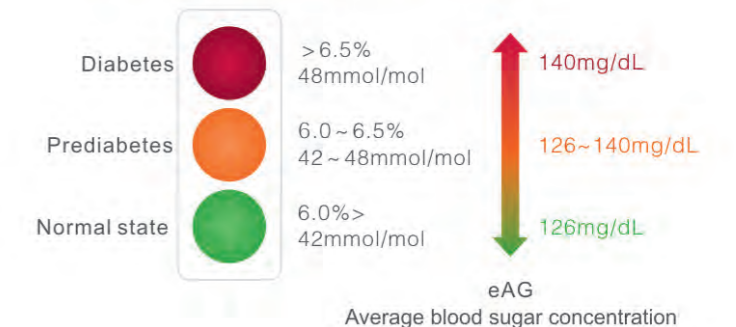
The HbA1c test is an important index of diabetes control.

If HbA1c is reduced by 1%:

- 21% Diabetes-related death rate
- 37% Microvascular complications incidence
- 14% Myocardial infarction incidence



Use HbA1c to Diagnose Diabetes



CRP Test Kit

C-Reactive Protein Test Kit



Reliable Results

Automatic device calibration
CV <8%



Wide Selection of Applicable Samples

Finger prick blood, venous whole blood, blood serum, blood plasma



Quick Examination

The whole process takes less than 2 minutes
More than 100 tests can be performed under the quick mode



High Performance-to-Price Ratio

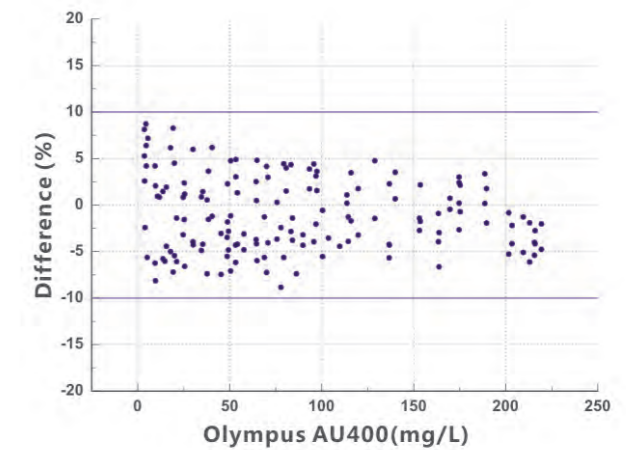
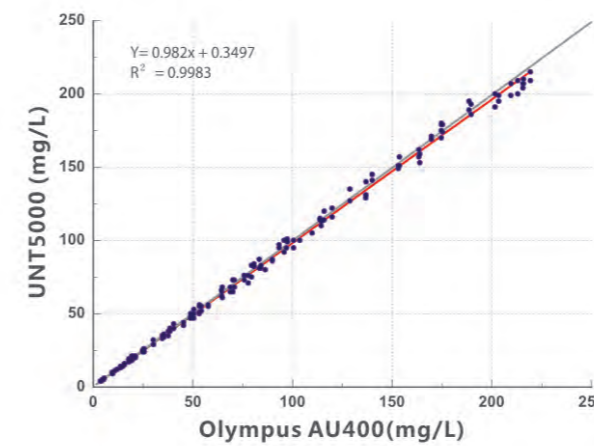
Greater accuracy with lower costs

Technical Specifications

Principle of the assay	Boronate affinity chromatography
Total testing time	Less than 2 minutes
Range of detection	2 ~ 220mg/L
Applicable sample	Peripheral vessel blood, venous whole blood, blood serum, blood plasma
Sample volume	5 ul
Package	Individual package for every test unit

Precision Assessment

By running performance tests on the reagents using UNT5000 and AU400, the results have shown high precision of the reagents.



Within-run Precision Assessment

By testing every sample for 30 times:

Sample	Mean	CV
Low value	9.5	5.4%
Mid-value	50.1	4.9%
High value	99.7	3.6%

Between-run Precision Assessment

By testing every sample for 10 times everyday, for 20 days:

Sample	Mean	CV
Low value	9.7	5.9%
Mid-value	50.3	4.8%
High value	98.8	5.1%

Examination Procedure



Sample

Put the 5 ul sample into reagent R1 and mix thoroughly

Transfer

Transfer 25 ul of the mixture to the cartridge

Reaction

Add 25 ul of reagent R2 to the cartridge

Elution

Add a drop of reagent R3 to the cartridge

Detection

Place the cartridge in the analyzer for evaluation

CRP assessment can

1. Identify bacteria or virus infection
2. Help to control disease condition
3. Check the effectiveness of antibiotic treatment

Result Explanation

<10mg/L

In the case of non-newborns and having the course of disease for more than 42 hours, acute bacterial infection can be omitted (or the bacteria have been killed)

>10mg/L

bacterial infection
The higher the concentration, the more severe the infection is.